





Statutory Data 2024-2025

| | Cohort Number | % EXP | Boys 30 | Girls 24 | Pupil Premium 8 | Non PP 44 | FSM 5 | Non FSM 49 | SEN 2 | Non SEN 52 |
|-----|---------------|-------|---------|----------|-----------------|-----------|-------|------------|-------|------------|
| GLD | 54 | 83% | 77% | 92% | 63% | 87% | 80% | 84% | 50% | 85% |

| | Y1 Cohort Number | % EXP | Boys 34 | Girls 18 | Pupil Premium 8 | Non PP 44 | FSM 7 | Non FSM 45 | SEN 10 | Non SEN 42 |
|---------|------------------|-------|---------|----------|-----------------|-----------|-------|------------|--------|------------|
| Phonics | 52 | 87% | 79% | 100% | 88% | 86% | 86% | 87% | 70% | 90% |

| | Y2 Cohort Number | % EXP | Boys 30 | Girls 22 | Pupil Premium 7 | Non PP 45 | FSM 6 | Non FSM 46 | SEN 6 | Non SEN 46 |
|--------------|------------------|-------|---------|----------|-----------------|-----------|-------|------------|-------|------------|
| Reading | 52 | 77% | 80% | 73% | 57% | 80% | 50% | 81% | 67% | 78% |
| GDS | | 17% | 17% | 18% | 0% | 20% | 0% | 20% | 17% | 17% |
| Writing | 52 | 73% | 67% | 73% | 57% | 75% | 50% | 77% | 67% | 74% |
| | | 6% | 7% | 5% | 14% | 4% | 0% | 7% | 0% | 7% |
| Maths | 52 | 80% | 83% | 78% | 57% | 84% | 50% | 85% | 66% | 82% |
| | | 17% | 20% | 14% | | 20% | 0% | 20% | 33% | 15% |
| Phonic Resit | 52 | 94% | 90% | 100% | 86% | 96% | 83% | 96% | 83% | 96% |

| Multiplication Tables Check (MTC) | | | | | | | | | | |
|--|-----------|----------|-----------|----------|--|----------|-----------|--|----------|--|
| Statistic | 2021-2022 | | 2022-2023 | | 2023-2024 | | 2024-2025 | | | |
| | School | National | School | National | School | National | Cohort | School | National | |
| % of pupils scoring full marks (25/25) | - | 27% | - | 29% | 26%  | 34% | 54 | 37%  | ~ 38% | |
| Average score (out of 25) | - | 19.8 | - | 20.2 | 19.4  | 20.6 | 54 | 20.4  | ~ 21.1 | |

| | Y6 Cohort Number | % EXP | Boys 23 | Girls 31 | Pupil Premium 23 | Non PP 31 | FSM 23 | Non FSM 31 | SEN 14 | Non SEN 40 |
|---------|------------------|-------|---------|----------|------------------|-----------|--------|------------|--------|------------|
| Reading | 54 | 76% | 74% | 78% | 66% | 84% | 66% | 84% | 50% | 85% |
| GDS | | 20% | 17% | 23% | 9% | 29% | 9% | 29% | 21% | 20% |
| Writing | 54 | 69% | 65% | 80% | 61% | 83% | 61% | 83% | 43% | 85% |
| | | 6% | 4% | 6% | 4% | 6% | 4% | 6% | 7% | 5% |
| Maths | 54 | 54% | 70% | 55% | 39% | 78% | 39% | 78% | 36% | 71% |
| | | 7% | 9% | 6% | 4% | 10% | 4% | 10% | 7% | 8% |